



MINERVA

GDC72-9101 MINI SAS HD 8X to MINI SAS HD 4X/x2 Y-Cable, 100cm

Performance & Burn In Test Rev 1.0

Table of Contents

1. Overview

2. Performance Measurement Tools and Results

2.1 Test Platform

2.2 Test cable and U.2 NVMe SSD

2.3 Install Hardware

2.4 BIOS & Windows 10 OS environment setup

2.5 CrystalDiskMark 8.0.0 x64 performance test

2.6 AS SSD Benchmark 2.0.7 performance test

2.7 ATTO Disk Benchmark 4.01 performance test

2.8 AnvilBenchmark_V110_B337 Benchmark performance test

3. Burn In Tests and Results

3.1 BurnInTestv10.2 Pro burn in test

4. Summary

PCIe 4.0 SFF-8673 8X to SFF-8673 4X/x2 Y-Cable, 100cm

1. Overview


The cable is compliant with PCIe 4.0 spec with x8 link width and supports PCIe 4.0 common clock mode. The PCIe PERST#, SMBus, WAKE#, CLKREQ# signals connect to Mini SAS HD 1x2, 4X(SFF-8673) sideband pins.

2. Tools and Results of Performance Measurement

2.1 Test Platform

M/B : GIGABYTE **X570S AORUS MASTER**
CPU : AMD **Ryzen 7, 3700X 8-Core**
Memory : Kingston **KVR26N19D8/16, DDR4-2666MHz, 32GB**(16GB DIMM*2)
ATX Power : COOLER MASTER G750M, **750W ATX**, 12V V2.2 Power Supply
Add in Card: DP8811 PCIe x8 with ReDriver to Mini SAS HD 1x2, 4X(SFF-8673) AIC
Cable: PCIe Gen4 SFF-8673 8X to SFF-8673 4X/x2 Y-Cable, **100cm**
Adapter: GD2807A Mini SAS HD 1x2, 4X(SFF-8673) to U.2 dual port adapter
OS : Microsoft **Windows 10 64bit OS**

2.2 Test target: **GDC72-9102** Cable with GD2807A adapter, Samsung U.2 NVMe SSD/ **4TB**



PCIe 4.0 SFF-8673 8X to SFF-8673 4X/x2 Y-Cable, 100cm

2.3 Install Hardware

First inserts the U.2 SSD into the GD2807A U.2 connector and connects to the DP8811 PCIe x8 with ReDriver to Mini SAS HD 1x2, 4X(SFF-8673) AIC using the **GDC72-9102, 100cm cable**, and Plugs DP8811 AIC into PCIe x16 Slot of GIGABYTE **X570S AORUS MASTER**.

2.4 BIOS & Windows 10 OS environment setup

2.4.1 Primary SATA NVMe SSD install Windows 10 OS.

2.4.2 U.2 NVMe SSD, formatted to NTFS Mode. Don't install any program.

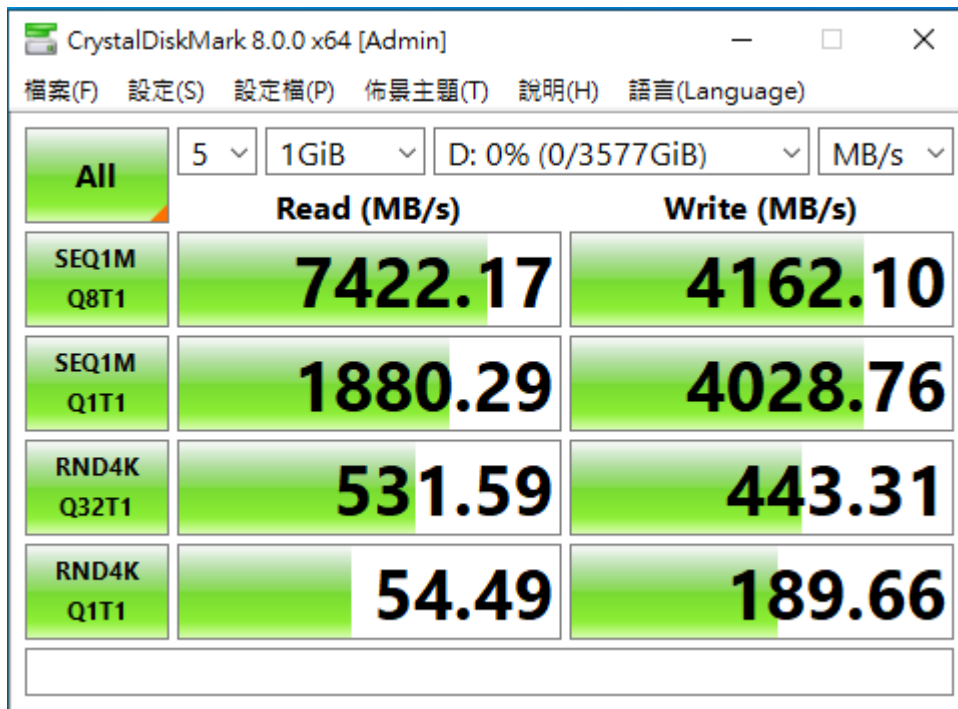


PCIe 4.0 SFF-8673 8X to SFF-8673 4X/x2 Y-Cable, 100cm

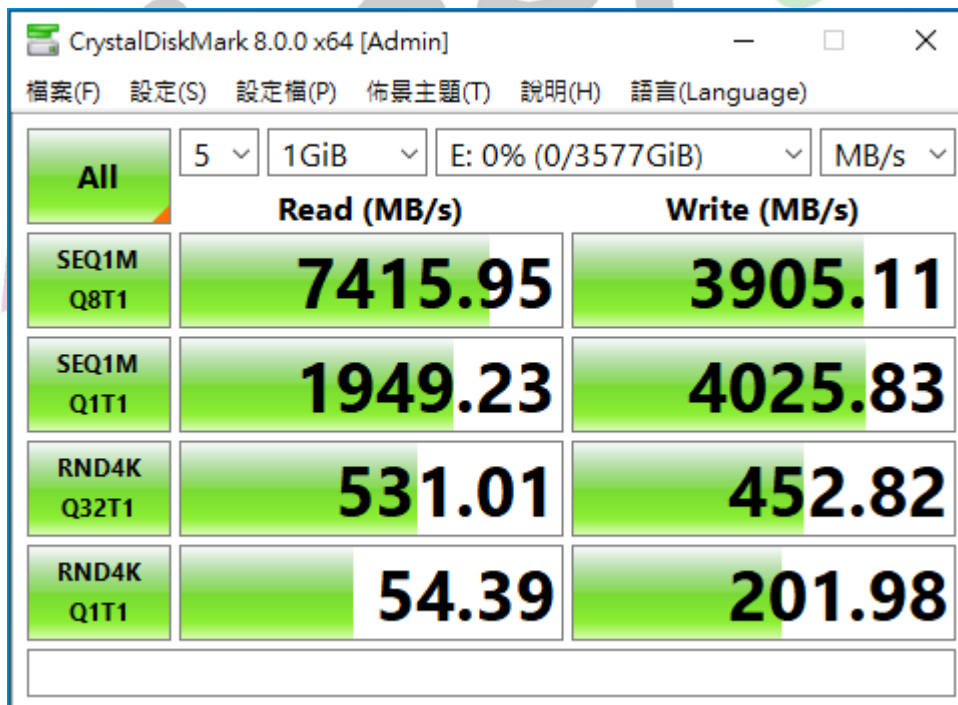
2.5 CrystalDiskMark 8.0.0 x64 performance test

※Benchmark (Sequential Read & Write / default = 1MB)

2.5.1 SAMSUNG PM1733 U.2 NVMe SSD/ 4TB in Drive D: performance as below:



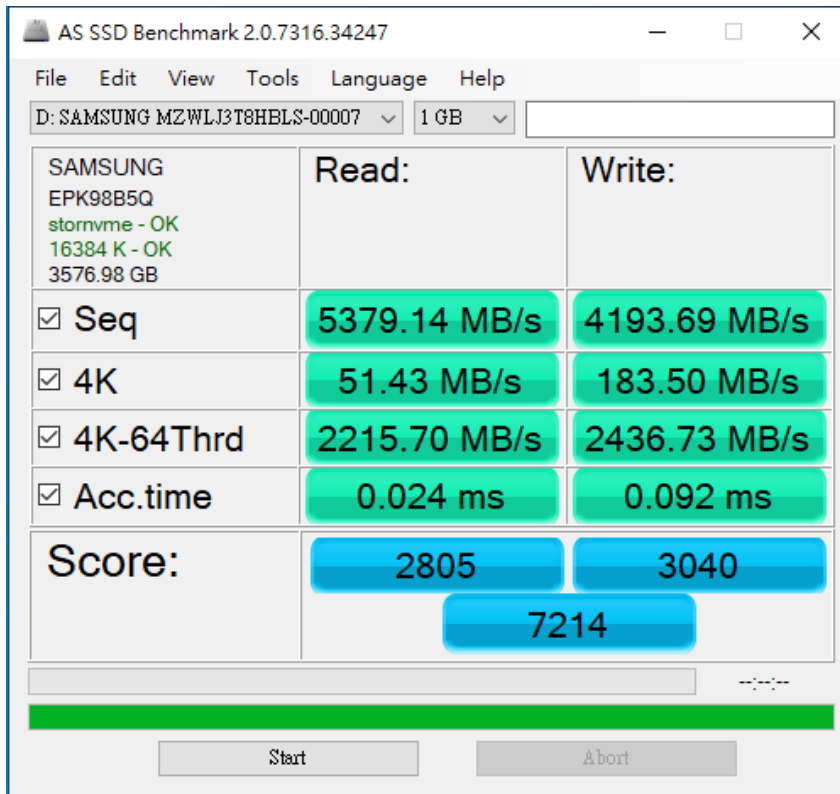
2.5.2 SAMSUNG PM1733 U.2 NVMe SSD/ 4TB in Drive E: performance as below:



PCIe 4.0 SFF-8673 8X to SFF-8673 4X/x2 Y-Cable, 100cm

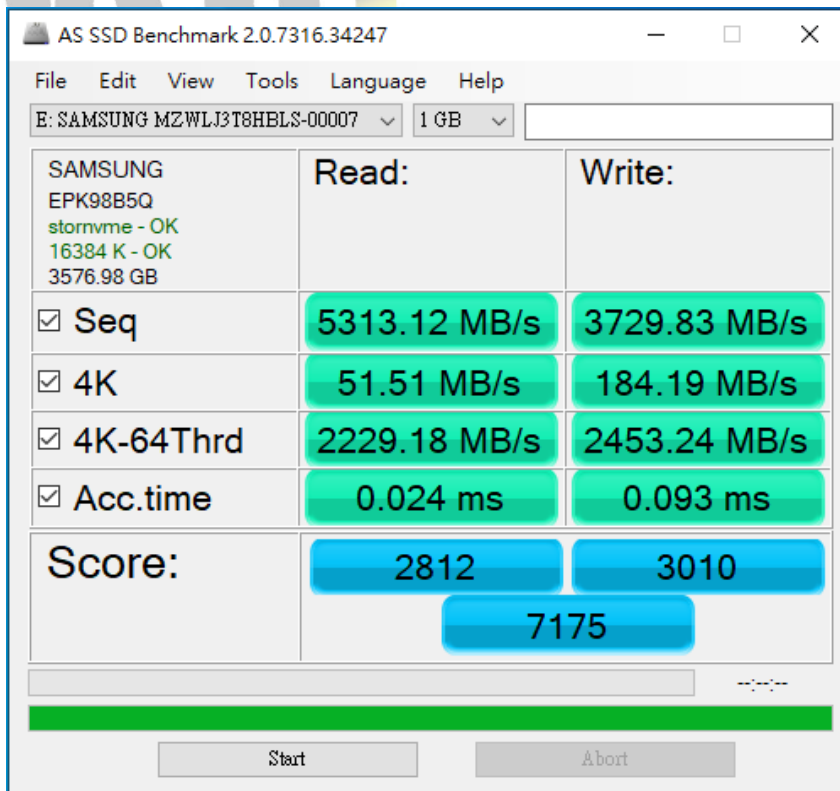
2.6 AS SSD Benchmark 2.0 performance test

✂Benchmark (Read & Write by MB/s, default block size = 16MB)



2.6.1 SAMSUNG PM1733 U.2 NVMe SSD/ 4TB in Drive D: performance as below:

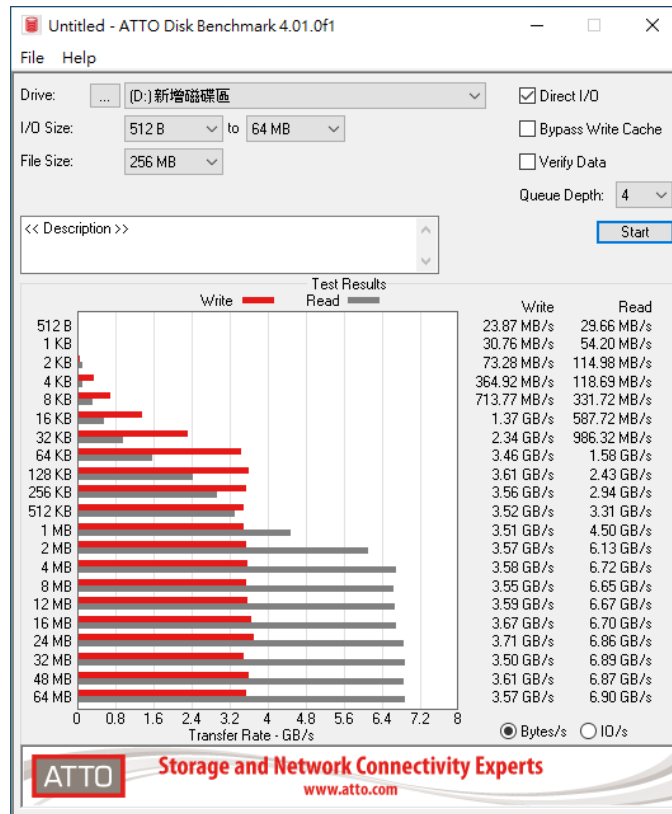
2.6.2 SAMSUNG PM1733 U.2 NVMe SSD/ 4TB in Drive E: performance as below:



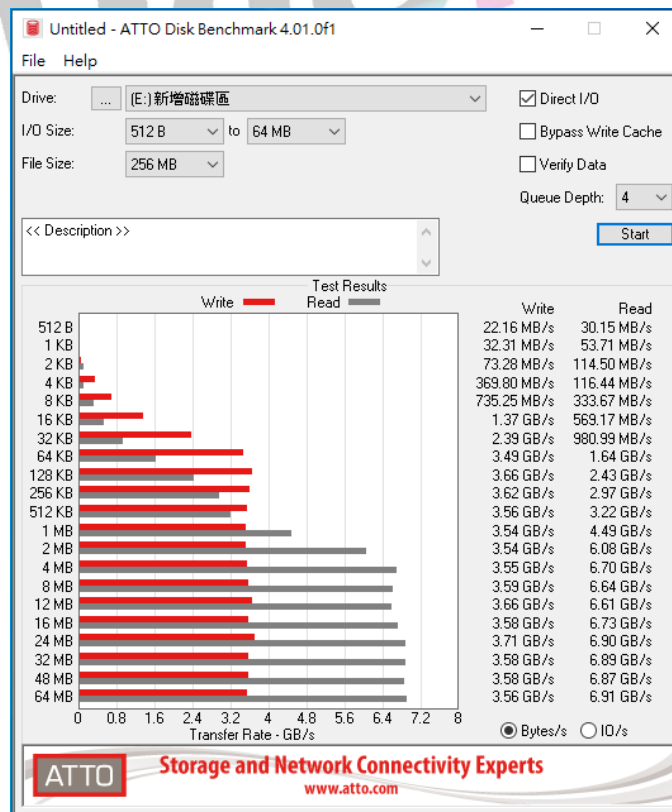
PCIe 4.0 SFF-8673 8X to SFF-8673 4X/x2 Y-Cable, 100cm

2.7 ATTO Disk Benchmark 4.01 performance test

2.7.1 SAMSUNG PM1733 U.2 NVMe SSD/ 4TB in Drive D: performance as below:



2.7.2 SAMSUNG PM1733 U.2 NVMe SSD/ 4TB in Drive E: performance as below:



PCIe 4.0 SFF-8673 8X to SFF-8673 4X/x2 Y-Cable, 100cm

2.8 AnvilBenchmark_V110_B337

2.8.1 SAMSUNG PM1733 U.2 NVMe SSD/ 4TB in Drive D: performance as below:



2.8.2 SAMSUNG PM1733 U.2 NVMe SSD/ 4TB in Drive E: performance as below:

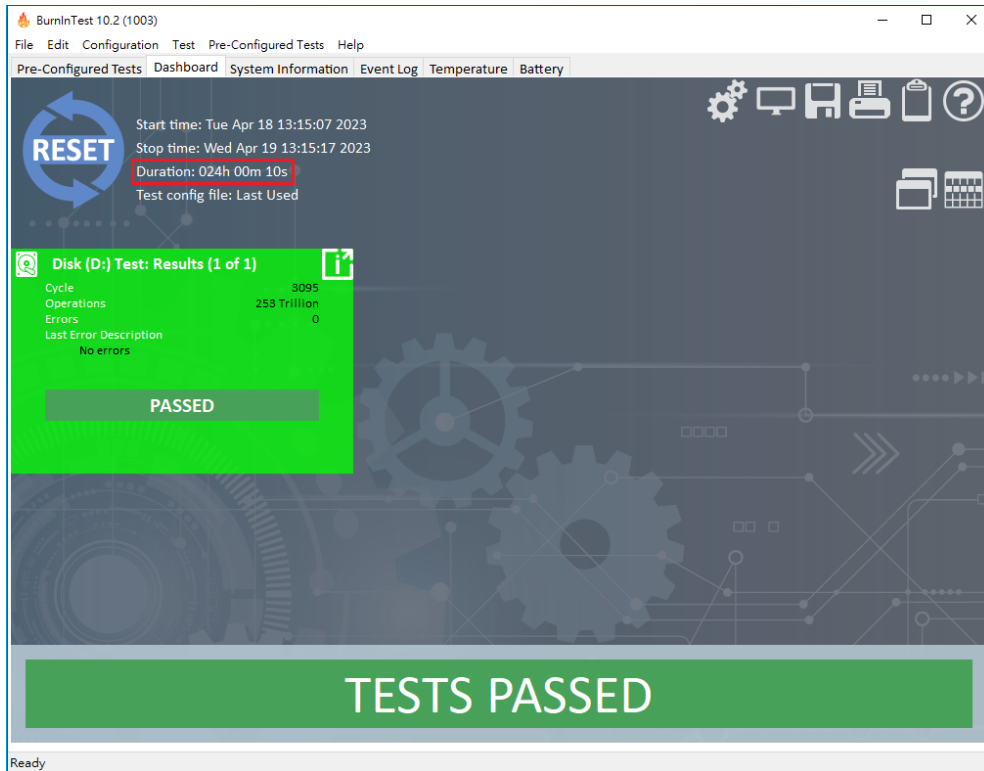


PCIe 4.0 SFF-8673 8X to SFF-8673 4X/x2 Y-Cable, 100cm

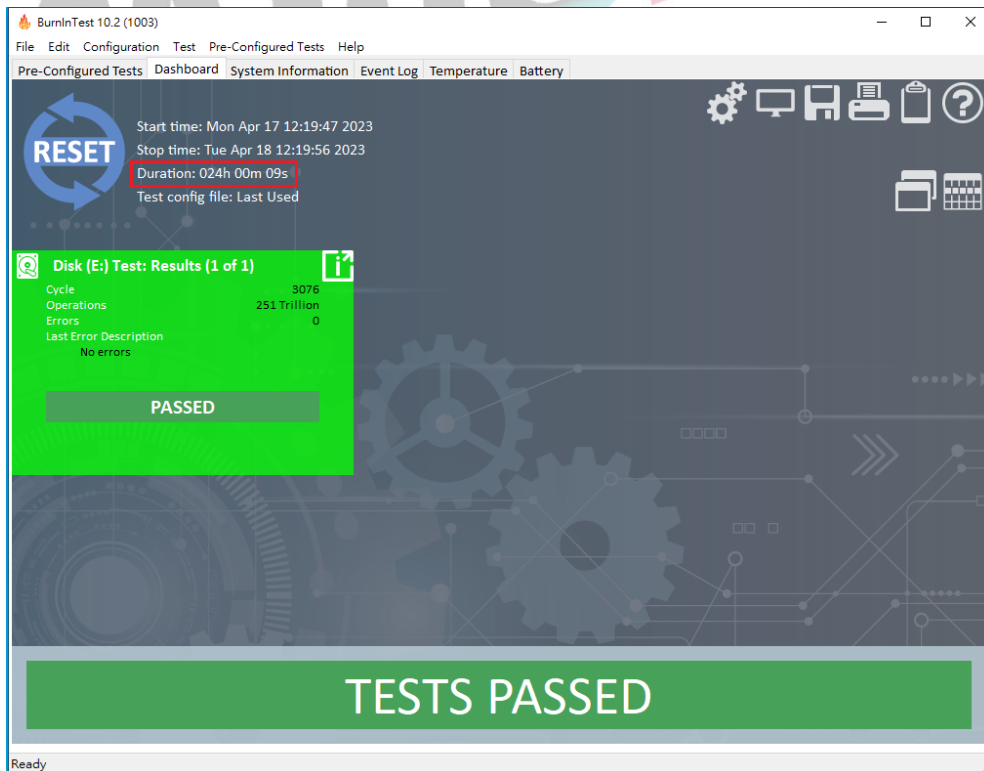
3. Burn In Tests and Results

3.1 BurnInTest v10.2 Pro

3.1.1 24-hour Burn-in test **PASSED** in Drive D: performance as below:



3.1.2 24-hour Burn-in test **PASSED** in Drive E: performance as below:



PCIe 4.0 SFF-8673 8X to SFF-8673 4X/x2 Y-Cable, 100cm

4. Summary

- 4.1 U.2 NVMe SSD is PCIe 4.0 / 4 Lanes Interface, I/O speed, max. to 64Gbps.
- 4.2 GDC72-9102 I/O performance is based on U.2 NVMe SSD.

